

**NEXPLUS**<sup>®</sup>  
ELECTRONICS PVT. LTD.



PRODUCT  
CATALOGUE



### About Us



Nexplus Electronics is a technology-driven company specializing in the design, development, and delivery of innovative electronic products and solutions. We combine advanced engineering, quality manufacturing, and customer-focused design to create electronics that are reliable, efficient, and future-ready.

Driven by a passion for innovation and precision, Nexplus Electronics serves customers across consumer, commercial, and industrial markets, delivering products that meet the highest standards of performance and durability.

### Our Commitment



Nexplus Electronics is committed to continuous improvement, responsible manufacturing, and delivering products that balance performance, cost-efficiency, and environmental responsibility.

### Our Mission



To design and deliver advanced, reliable electronic solutions that create value, improve efficiency, and power a smarter, more connected future.

### Our Vision



To become a trusted global electronics brand known for innovation, quality, and sustainable technological advancement.



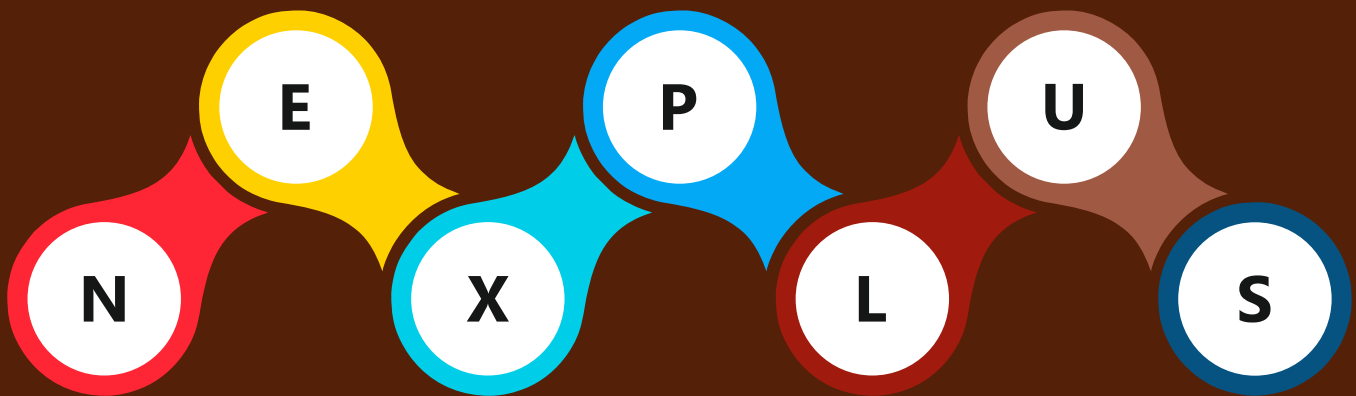
# CORE VALUES



EXCELLENCE

POSITIVE  
THINKING

UTILITY



NEXT  
GENERATION

EXPERIENCE

LONG LIVE  
PRODUCTS

SATISFACTION  
FOR CUSTOMERS

**NEXPLUS**<sup>®</sup>  
ELECTRONICSPVT. LTD.

**NEXPLUS**  
ELECTRONICS PVT. LTD.

**HD** DISPLAY RESOLUTION  
**1366 X 768**



**androidtv**

1.5 GB-RAM, 8GB-ROM



INCH  
**32**  
SCREEN SIZE

**NPSE 32 SFL**



2 HDMI



2 USB



5.0 Connect

Wi-fi  
Dual-band



Voice



AV In



Optical  
Out



Screen  
Mirroring



LAN  
Input

**FULL HD**  
DISPLAY RESOLUTION  
**1920 X 1080**



**androidtv**

2 GB-RAM, 16 GB-ROM



INCH  
**43**  
SCREEN SIZE

**NPSE 43 SFL**



3 HDMI



2 USB



5.0 Connect

Wi-fi  
Dual-band



Voice



AV In



Optical  
Out



Screen  
Mirroring



LAN  
Input

**4K** DISPLAY RESOLUTION  
3840X2160

**ThinQ**<sup>AI</sup>  
webOS 2.0



INCH  
**43**  
SCREEN SIZE

**NPSE 43 WSFL**



3 HDMI



2 USB



5.1 Connect

Wi-fi  
Dual-band



Voice



AV In



Optical  
Out



Screen  
Mirroring



LAN  
Input

**4K** DISPLAY RESOLUTION  
3840X2160

**ThinQ**<sup>AI</sup>  
webOS 2.0



INCH  
**50**  
SCREEN SIZE

**NPSE 50 WSFL**



3 HDMI



2 USB



5.1 Connect

Wi-fi  
Dual-band



Voice



AV In



Optical  
Out



Screen  
Mirroring



LAN  
Input

**4K** DISPLAY RESOLUTION  
**3840X2160**

**ThinQ**<sup>AI</sup>  
webOS 2.0



INCH  
**55**  
SCREEN SIZE

**NPSE 55 WSFL**



3 HDMI



2 USB



5.1 Connect

Wi-fi  
Dual-band



Voice



AV In



Optical  
Out



Screen  
Mirroring



LAN  
Input

**4K** DISPLAY RESOLUTION  
**3840X2160**

**ThinQ**<sup>AI</sup>  
webOS 2.0



INCH  
**65**  
SCREEN SIZE

**NPSE 65 WSFL**



3 HDMI



2 USB



5.1 Connect

Wi-fi  
Dual-band



Voice



AV In



Optical  
Out



Screen  
Mirroring



LAN  
Input

**4K** DISPLAY RESOLUTION  
3840X2160

**ThinQ** AI  
webOS 2.0



INCH  
**75**  
SCREEN SIZE

**NPSE 75 WSFL**

3 HDMI	2 USB		5.2 Connect	
Voice	AV In	Optical Out	Screen Mirroring	LAN Input

Remote Model

**Scroll Wheel**  
For Simple Scrolling through the remote.

**Air Mouse**  
Air Mouse | Sensor | Consistent or Gestures

**Quick Access Buttons**  
Add Quick Buttons to your remote buttons.

**Voice Control**  
Activate when you speak to Samsung.

**Popular apps**  
NETFLIX YouTube

**Scroll Wheel**  
For Simple Scrolling through the remote.

**Air Mouse**  
Air Mouse | Sensor | Consistent or Gestures

**Quick Access Buttons**  
Add Quick Buttons to your remote buttons.

**Voice Control**  
Activate when you speak to Samsung.

**Popular apps**  
NETFLIX YouTube

**Popular apps**  
App hover right for the remote.

**Quick Wake**  
Launches TV in One click

**Quick Mute**  
Double tap to volume down

**Quick Settings**  
Press the Dedicated Button for quick access to Settings.

**Quick Access Buttons**  
App hover right for the remote.

**System Control**

**NEXPLUS**<sup>®</sup>  
ELECTRONICS PVT. LTD.

# WASHING MACHINE



## Product Dimension

755 X 445 X 945 mm

## Box Dimension

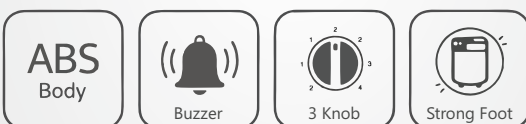
858 X 490 X 950 mm

## Net Weight

21 kg

## Gross Weight

25 Kg



**8.0 kg**

**Glass Type : Toughened Glass**

**Pulsator : Heavy Wash Pulsator**

**Wash Motor : 145 W**

**Spin Motor : 50 W**

**Gear Case : Spur Gear 1:375 Ratio**

**Water Capacity : Overflow - 70 Ltr**

**Filter Type : Lint Filter**

**NEXPLUS**<sup>®</sup>  
ELECTRONICS PVT. LTD.

# WASHING MACHINE

## Product Dimension

755 X 480 X 985 mm

## Box Dimension

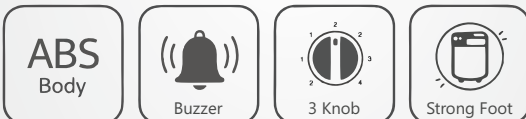
900 X 595 X 990 mm

## Net Weight

25 kg

## Gross Weight

30 Kg



**9.0 kg**



**Glass Type : Toughened Glass**

**Pulsator : Heavy Wash Pulsator**

**Wash Motor : 180 W**

**Spin Motor : 70 W**

**Gear Case : Spur Gear 1:5 Ratio**

**Water Capacity : Overflow - 80 Ltr**

**Filter Type : Double Magic Filter**

**NEXPLUS**<sup>®</sup>  
ELECTRONICS PVT. LTD.

# WASHING MACHINE



## Product Dimension

755 X 480 X 985 mm

## Box Dimension

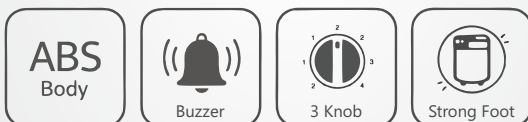
900 X 595 X 990 mm

## Net Weight

27 kg

## Gross Weight

32 Kg



**10.0 kg**

**Glass Type : Toughened Glass**

**Pulsator : Heavy Wash Pulsator**

**Wash Motor : 190 W**

**Spin Motor : 70 W**

**Gear Case : Spur Gear 1:5 Ratio**

**Water Capacity : Overflow - 90 Ltr**

**Filter Type : Double Magic Filter**

**NEXPLUS**<sup>®</sup>  
ELECTRONICS PVT. LTD.

# WASHING MACHINE



## Product Dimension

885 X 525 X 1054 mm

## Box Dimension

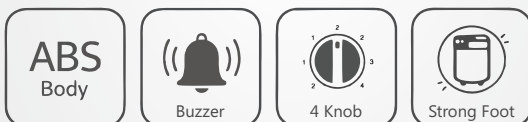
915 X 565 X 1070 mm

## Net Weight

31 kg

## Gross Weight

35 Kg



**11.0 kg**

**Glass Type : Toughened Glass**

**Pulsator : Heavy Wash Pulsator**

**Wash Motor : 200 W**

**Spin Motor : 70 W**

**Gear Case : Spur Gear 1:5 Ratio**

**Water Capacity : Overflow - 105 Ltr**

**Filter Type : Double Magic Filter**

**NEXPLUS**<sup>®</sup>  
ELECTRONICS PVT. LTD.

# WASHING MACHINE

## Product Dimension

885 X 525 X 1054 mm

## Box Dimension

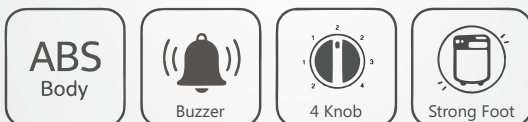
915 X 565 X 1070 mm

## Net Weight

33 kg

## Gross Weight

37 Kg



**12.0 kg**



**Glass Type : Toughened Glass**

**Pulsator : Heavy Wash Pulsator**

**Wash Motor : 220 W**

**Spin Motor : 70 W**

**Gear Case : Spur Gear 1:5 Ratio**

**Water Capacity : Overflow - 125 Ltr**

**Filter Type : Double Magic Filter**



**140  
Watt**

Multi- Connectivity : Bluetooth, Aux, Coaxial Input, USB, Optical & HDMI (ARC)



USB Playability

Coax Input



Optical Input

Remote Control



**Model : SB140**

TECHNICAL SPECIFICATIONS	
BLUETOOTH	5.0+EDR
NET WEIGHT	10 KG
FREQUENCY	45 Hz - 20Khz
DISTANCE	</=1% (1K/1W)
SUB-WOOFER SIZE	8" 80W
POWER OUTPUT	140W
AUX CABLE LENGTH	1.25 mtr.
S/N RATIO	>72dB
BLUETOOTH RANGE	10 METERS
POWER SUPPLY	SMPS 100V-240V-50/60 Hz
BAR	15wx4=60 WATTS
<b>SUB-WOOFER SIZE :</b>	
MAIN UNIT	(8" WOOFER) (80W)
PRODUCT WEIGHT	10 Kg
AVAILABLE COLOUR	Black
COMPATIBLE WITH	DCD, PC, TV AND OTHER BLUETOOTH SUPPORTED DEVICES
NET CONTENTS	1 UNIT 1 NUMBERS REMOTE CONTROL 1 HDMI (ARC) SOCKET , 1AUX CABLE 1 NUMBERS USER MANUAL AND WARRANTY CARD



**180  
Watt**

Multi- Connectivity : Bluetooth, Aux, Coaxial Input, USB, Optical & HDMI (ARC)



USB Playability

Coax Input



Optical Input

Remote Control



**Model : SB180**

TECHNICAL SPECIFICATIONS	
BLUETOOTH	5.0+EDR
NET WEIGHT	7.8 KG
FREQUENCY	45 Hz - 20Khz
DISTANCE	</=1% (1K/1W)
SUB-WOOFER SIZE	8" 80W
POWER OUTPUT	180W
AUX CABLE LENGTH	1.25 mtr.
S/N RATIO	>72dB
BLUETOOTH RANGE	10 METERS
POWER SUPPLY	SMPS 100V-240V-50/60 Hz
BAR	20wx4=80 WATTS
<b>SUB-WOOFER SIZE :</b>	
MAIN UNIT	(8" WOOFER) (100W)
PRODUCT WEIGHT	7 Kg
AVAILABLE COLOUR	Black
COMPATIBLE WITH	DCD, PC, TV AND OTHER BLUETOOTH SUPPORTED DEVICES
NET CONTENTS	1 UNIT 1 NUMBERS REMOTE CONTROL 1 HDMI (ARC) SOCKET , 1AUX CABLE 1 NUMBERS USER MANUAL AND WARRANTY CARD



Product Type	Fully automatic Domestic Flour Mill / Atta Chakki / Aata Atta Maker / Ghar Ghanti
Grinding Capacity	8-10 Kg per Hour
Hopper Capacity	4.5 Kg
Motor Speed	2880 RPM
Voltage Requirement	Low Voltage Operation - Works from 175V
Operation Type	Fully Automatic
Application	Home / Domestic Use
Pot Type	Small Pot



🌐 [www.nexpluselectronic.com](http://www.nexpluselectronic.com)    ✉ [info@nexpluselectronic.com](mailto:info@nexpluselectronic.com)  
Customer Care No. 06356330030  
Amit Patel - 84608 14589